

## Synthesis of substituted 2,5-dihydro-1-naphthoxepines from 1-naphthol via ring-closing metathesis

Jui-Chi Tsai,<sup>a</sup> Sie-Rong Li,<sup>a</sup> Liang-Yeu Chen,<sup>a</sup> Po-Yuan Chen,<sup>b</sup> Sodio Chih-Neng Hsu,<sup>b</sup> Chun-Nan Lin,<sup>a</sup> and Eng-Chi Wang<sup>b\*</sup>

<sup>a</sup>*Institute of Pharmaceutical Sciences, Kaohsiung Medical University, Kaohsiung City, Taiwan 807*

<sup>b</sup>*Faculty of Medicinal & Applied Chemistry, Kaohsiung Medical University, Kaohsiung City, Taiwan 807*

*E-mail: [enchwa@kmu.edu.tw](mailto:enchwa@kmu.edu.tw)*

---

### Abstract

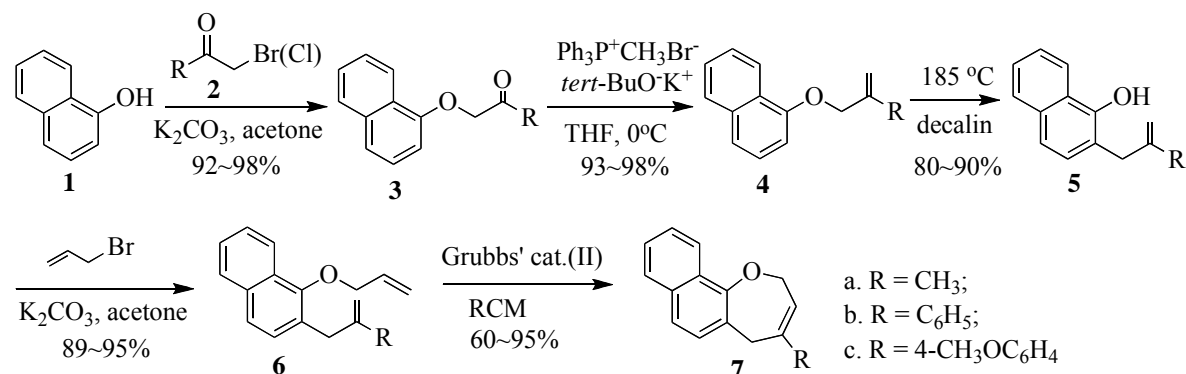
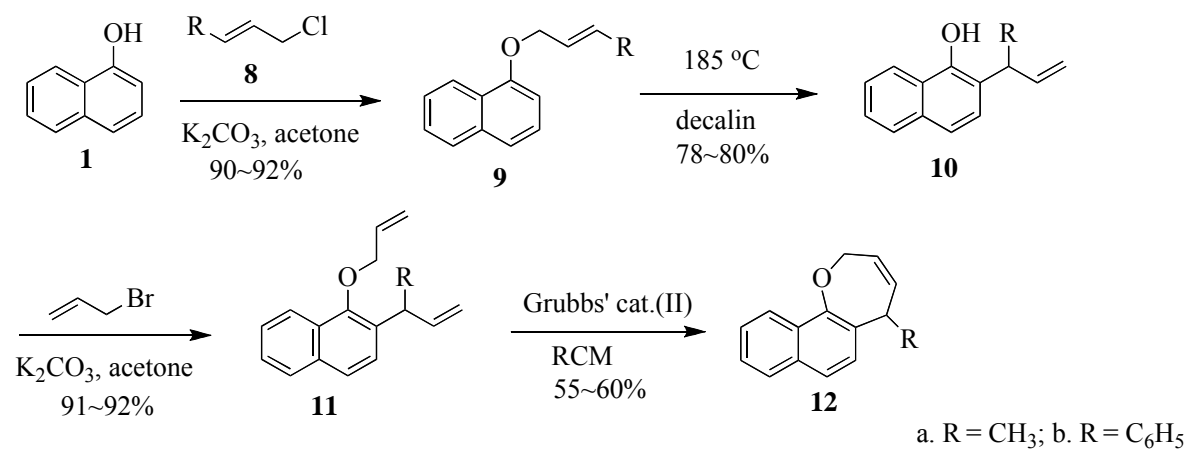
The syntheses of 4-substituted and 5-substituted 2,5-dihydro-1-naphthoxepines are described. 1-Naphthol, starting material, was subjected to sequential reactions of *O*-alkylation, the Wittig reaction, the Claisen reaction, *O*-allylation, and ring-closing metathesis to provide 4-substituted 2,5-dihydro-1-naphthoxepines. Similarly, 5-substituted 2,5-dihydro-1-naphthoxepines were produced in good yields.

**Keywords:** Ring-closing metathesis, Claisen rearrangement, 1-naphthol, 4-substituted 2,5-dihydro-1-naphthoxepines, 5-substituted 2,5-dihydro-1-naphthoxepines.

---

### Introduction

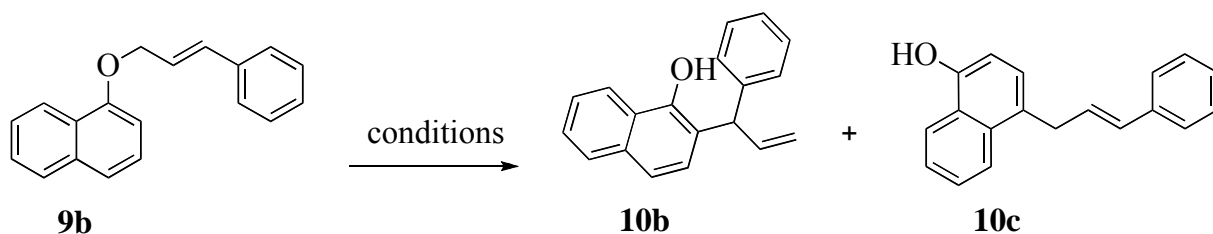
In the last decade, considerable efforts have been made in our laboratory to utilize the Claisen rearrangement and ring-closing metathesis as key steps to prepare benzocarbo-cyclic and benzoheterocyclic compounds.<sup>1</sup> Recently Kotha, *et al.*,<sup>2</sup> using the same strategy but developing a new approach to biologically relevant 2-naphthoxepines prompted us to search for some related compounds. From a literature survey, it was clear that naphthoxepines have been paid little attention<sup>3</sup> and the synthesis of substituted 2,5-dihydro-1-naphthoxepines (2,5-dihydronaphth[1,2-*b*]oxepines) have not been described. Herein, we disclose an alternative method for the synthesis of 4-substituted and 5-substituted 2,5-dihydro-1-naphthoxepines. The synthesis started from 1-naphthol and was based on the Claisen rearrangement and ring-closing metathesis as key steps as shown in Schemes 1, and 2.

**Scheme 1.** Synthesis of 4-substituted 2,5-dihydro-1-naphthoxepines(**7a-c**)**Scheme 2.** Synthesis of 5-substituted 2,5-dihydro-1-naphthoxepines(**12a-b**)**Results and Discussion**

As shown in Scheme 1, the reaction of 1-naphthol (**1**) with chloroacetone (**2a**), bromoacetophenone (**2b**), and 2-bromo-1-(4-methoxyphenyl)ethanone (**2c**) in the presence of dry potassium carbonate in refluxing acetone for 3–4 h, gave 1-(substituted)-2-(1-naphthalenyloxy)ethanones (**3a-c**) in 92–98% yields. Reaction of **3a-c** with methylenetriphenylphosphorane generated from the reaction of methyltriphenylphosphonium bromide and potassium *tert*-butoxide at 0°C *in situ* afforded 1-[2-(substituted)allyloxy]naphthalenes (**4a-c**) in yields of 93–98%. Subsequently, compounds **4a-c** were heated to 185°C to bring about Claisen rearrangement to lead 2-(2-(substituted)allyl)-1-naphthols (**5a-c**) which have satisfactory spectral data, in yields of 80–90%. The *O*-allylation of **5a-c** was easily achieved by the general procedure to give 1-allyloxy-2-[2-(substituted)allyl]naphthalenes (**6a-c**)

in yields of 89 - 95%. Finally by treatment of **6a-c** with Grubbs' catalyst (II) the desired 4-(substituted)-2,5-dihydro-1-naphthoxepines (**7a-c**) were produced in yields of 60 - 95%, respectively. Furthermore, as shown in Scheme 2, 1-allyloxynaphthalenes (**9a-b**) prepared from 1-naphthol (**1**) with crotyl chloride (**8a**), and cinnamyl chloride (**8b**) were heated to 185 - 190 °C in decalin for 0.75 - 2.5 h to give, *via* Claisen rearrangement, 2-allyl-1-naphthols (**10a-b**) in 78 - 80% yields. In the reaction producing **9b**, besides the *ortho*-product **10b**, its isomeric *para*-product **10c** was also obtained. In a search for the optimal conditions for yielding **10b**, various conditions were investigated and the results were depicted as Table 1.

**Table 1.** Conditions and percentage yields of the Claisen rearrangement of **9b**



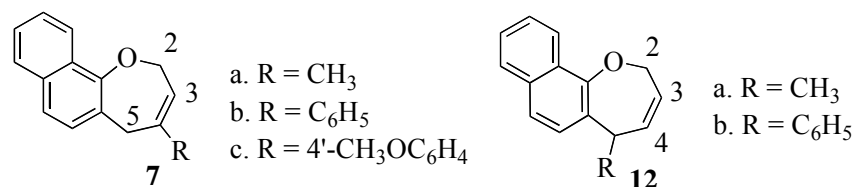
Compound	Conditions (°C/solvent)	Reaction time (hr)	Products (% yields)*	
<b>9b</b>	185/Decalin	0.5	<b>10b</b> (51)	<b>10c</b> (7)
		0.75	<b>10b</b> (78)	<b>10c</b> (12)
		1.0	<b>10b</b> (65)	<b>10c</b> (17)
		1.5	<b>10b</b> (46)	<b>10c</b> (26)
		3.0	<b>10b</b> (15)	<b>10c</b> (68)
<b>9b</b>	217/Diethylaniline	0.5	<b>10b</b> (18)	<b>10c</b> (48)
		0.75	<b>10b</b> (12)	<b>10c</b> (63)
		1.0	<b>10b</b> (5)	<b>10c</b> (82)

\*The isolated yield was indicated.

As shown in Table 1, a bulky allyl group, as in **9b**, favors *ortho*-product **10b** at shorter reaction times of 0.75 h in decalin. On the other hand, at the longer 1 h reaction time in diethylaniline, the *para*-product **10c** predominates. This means that **10c** is thermodynamically more stable than **10b** because of conjugated character of **10c**. The isomeric **10b** and **10c** can be easily distinguished by <sup>1</sup>H-NMR measurements. Following the general procedure, **10a-b** were reacted with allyl bromide to afford 2-allyl-1-allyloxynaphthalenes (**11a-b**) in 91- 92% yields, respectively. Treatment of **11a-b** with Grubbs' catalyst (II) produced 5-substituted 2,5-dihydro-1-naphthoxepines (**12a-b**) in yields of 55 - 60%. The compounds in Scheme 2 are all new and gave satisfactory spectral data. A comparison of selected protons for compounds **7** and **12** in <sup>1</sup>H-NMR spectra is compiled at Table 2.

Thus, we have established a new route to prepare 4-substituted-2,5-dihydro-1-naphthoxepines (**7a-c**) and 5-substituted 2,5-dihydro-1-naphthoxepines (**12a-b**), from 1-naphthol.

**Table 2.** A comparison of selected protons of compound **7** and **12** in  $^1\text{H-NMR}$



Compound	H-2	H-3	H-4	H-5	Yield (%)
<b>7a</b>	4.63 (dd)	5.30 (tq)	-	3.55 (s)	95
<b>7b</b>	4.93 (dd)	5.79 (t)	-	4.13 (s)	60
<b>7c</b>	4.88 (dd)	5.71 (t)	-	4.06 (s)	60
<b>12a</b>	4.54-4.76 (m)	5.48-5.52 (m)	5.84-5.90 (m)	-	60
<b>12b</b>	4.86-4.92 (m)	5.77-5.82 (m)	6.10-6.16 (m)	-	55

## Experimental Section

**General Procedures.** Melting points (Yanaco micro melting-point apparatus) are uncorrected.  $^1\text{H-NMR}$  and  $^{13}\text{C-NMR}$  spectra were obtained on a Varian Gemini-200 or Varian Unity plus 400 Spectrometer. Chemical shifts are indicated in parts per million with respect to TMS. Elemental analyses were recorded on a Heraeus CHN-O Rapid analyzer. Mass spectra were recorded on a Chem/hp/middle spectrometer connected to a Hewlett Packard series II model gas-liquid chromatograph. HRMS spectra were performed on a JEOL JMS SX/SX 102A instrument. Silica gel (230-400 mesh) for column chromatography and precoated silica gel plates (60 F-254) for TLC was purchased from E. Merck Co. UV light (254 nm) was used to detect spots on TLC plates after development.

### General procedure for the preparation of 1-(substituted)-2-(1-naphthalenyloxy)ethanones (**3a-c**)

Under the protection of nitrogen, to a solution of 1-naphthol (7.21 g, 50.0 mmol) dissolved in dry acetone (150 mL) was added  $\text{K}_2\text{CO}_3$  (9.67 g, 70.0 mmol) and substituted 2-bromoacetophenone (**2a-c**) (60.0 mmol) in sequence. The reaction mixture obtained was heated to reflux for 3-4 h, monitored by TLC. After cooling to room temperature, the resulting reaction mixture was filtered to remove the solid. The filtrate was concentrated *in vacuo* to remove the solvent.

The resulting residue was purified by column chromatography (ethyl acetate: *n*-hexane = 1: 10) to provide pure **3a-c**, respectively.

**1-(1-Naphthalenyloxy)propan-2-one (3a).**<sup>4</sup> (9.40 g, 94%) was obtained as colorless liquid,  $R_f = 0.54$  (ethyl acetate: *n*-hexane = 1: 7), <sup>1</sup>H-NMR (CDCl<sub>3</sub>, 400 MHz)  $\delta$  2.29 (s, 3H, CH<sub>3</sub>), 4.56 (s, 2H, OCH<sub>2</sub>COCH<sub>3</sub>), 6.57 (d,  $J = 7.2$  Hz, 1H, ArH), 7.28 (t,  $J = 8.4$  Hz, 1H, ArH), 7.43 (d,  $J = 8.4$  Hz, 1H, ArH), 7.45-7.50 (m, 2H, ArH), 7.75-7.79 (m, 1H, ArH), 8.28-8.32 (m, 1H, ArH); <sup>13</sup>C-NMR (CDCl<sub>3</sub>, 100 MHz)  $\delta$  26.6, 72.9, 104.7, 121.2, 121.7, 125.2, 125.4, 125.5, 126.5, 127.4, 134.4, 153.2, 205.6; IR (neat) cm<sup>-1</sup>: 1110.2, 1272.5, 1398.1, 1579.2, 1721.5, 2902.3, 3054.5; EI-MS (70eV)  $m/z$  (rel. intensity, %) 200 (M<sup>+</sup>, 100), 201 (28), 183 (15), 157 (35), 143 (16), 129 (35), 128 (18), 127 (29), 126 (13), 115 (35); HRMS (EI,  $m/z$ ): Calcd. for C<sub>13</sub>H<sub>12</sub>O<sub>2</sub>: 200.0837. Found: 200.0838.

**2-(1-Naphthalenyloxy)-1-phenylethanone (3b).**<sup>5</sup> (12.84 g, 98%) was obtained as colorless crystals, mp 70-71 °C,  $R_f = 0.63$  (ethyl acetate: *n*-hexane = 1: 7), <sup>1</sup>H-NMR (CDCl<sub>3</sub>, 200 MHz)  $\delta$  5.41 (s, 2H, ArOCH<sub>2</sub>CC<sub>6</sub>H<sub>5</sub>), 6.78 (d,  $J = 7.6$  Hz, 1H, ArH), 7.35 (t,  $J = 8.2$  Hz, 1H, ArH), 7.47-7.56 (m, 2H, ArOCH<sub>2</sub>CC<sub>6</sub>H<sub>5</sub>), 7.58-7.66 (m, 4H, ArH, ArOCH<sub>2</sub>C-C<sub>6</sub>H<sub>5</sub>), 7.80-7.85 (m, 1H, ArH), 8.04-8.09 (m, 2H, ArOCH<sub>2</sub>CC<sub>6</sub>H<sub>5</sub>), 8.37-8.42 (m, 1H, ArH); <sup>13</sup>C-NMR (CDCl<sub>3</sub>, 50 MHz)  $\delta$  71.2, 105.3, 121.3, 122.2, 125.5, 125.6, 126.6, 127.4, 128.3, 128.8, 133.8, 134.6, 153.8, 154.9, 194.5; IR (KBr) cm<sup>-1</sup>: 1122.2, 1217.9, 1395.4, 1579.3, 1704.6, 2902.9, 3059.7; EI-MS (70eV)  $m/z$  (rel. intensity, %) 262 (M<sup>+</sup>, 35), 128 (10), 127 (24), 126(10), 115(27), 106 (8), 105 (100), 91 (14), 77 (52), 51 (16); HRMS (EI,  $m/z$ ): Calcd. for C<sub>18</sub>H<sub>14</sub>O<sub>2</sub>: 262.0994. Found: 262.0993.

**1-(4-Methoxyphenyl)-2-(1-naphthalenyloxy)ethanone (3c).**<sup>6</sup> (13.49 g, 92%) was obtained as colorless crystals, mp 77-78 °C,  $R_f = 0.47$  (ethyl acetate: *n*-hexane = 1: 7), <sup>1</sup>H-NMR (CDCl<sub>3</sub>, 400 MHz)  $\delta$  3.86 (s, 3H, OCH<sub>3</sub>), 5.34 (s, 2H, ArOCH<sub>2</sub>CO), 6.77 (d,  $J = 7.6$  Hz, 1H, ArH), 6.95 (dt,  $J = 9.6, 2.8$  Hz, 2H, ArH), 7.33 (t,  $J = 8.0$  Hz, 1H, ArH), 7.44-7.52 (m, 3H, ArH), 7.79 (dt,  $J = 6.8, 2.4$  Hz, 1H, ArH), 8.05 (dt,  $J = 9.6, 2.8$  Hz, 2H, ArH), 8.34-8.36 (m, 1H, ArH); <sup>13</sup>C-NMR (CDCl<sub>3</sub>, 100 MHz)  $\delta$  55.5, 71.2, 105.2, 114.0, 121.2, 122.1, 125.4, 125.6, 126.5, 127.4, 127.7, 130.7, 134.5, 153.8, 164.0, 193.2; IR (KBr) cm<sup>-1</sup>: 1121.9, 1178.7, 1228.4, 1395.2, 1598.0, 1687.5, 2913.2, 3052.2; EI-MS (70 eV)  $m/z$  (rel. intensity, %): 292 (M<sup>+</sup>, 68), 149 (7), 136 (24), 135 (100), 121(14), 115 (8), 77 (17), HRMS (EI,  $m/z$ ): Calcd. for C<sub>19</sub>H<sub>16</sub>O<sub>3</sub>: 292.1099. Found: 292.1120.

### General procedure for the preparation of 1-[2-(substituted)allyloxy]naphthalene (4a-c)

Under dry nitrogen, methyltriphenylphosphonium bromide (10.72 g, 30.0 mmol) suspended in dry THF (100 mL) was cooled to 0 °C. To this cooled suspension, *t*-BuO<sup>-</sup>K<sup>+</sup> (3.64 g, 32.5 mmol) was added in portions and the mixture was stirred at 0 °C for 30 min. After which time, 1-substituted-2-(1-naphthalenyloxy)ethanone (**3a-c**) (25.0 mmol) in anhydrous THF (50 mL) was added, and the mixture was left stirring for 3 h at 0 °C. Then, the resulting mixture was quenched with saturated NH<sub>4</sub>Cl solution and extracted with dichloromethane (50 mL x 3). The organic layers were combined, washed with brine, and then dried with anhydrous magnesium sulfate. After filtration, the filtrate was concentrated *in vacuo* to remove the solvent. The

resulting residue was purified by silica gel column chromatography (ethyl acetate: *n*-hexane = 1: 10) to give pure **4a-e**, respectively.

**1-(2-Methallyloxy)naphthalene (4a).**<sup>7</sup> (4.85 g, 98%) was obtained as colorless liquid,  $R_f = 0.89$  (ethyl acetate: *n*-hexane = 1: 7); <sup>1</sup>H-NMR (CDCl<sub>3</sub>, 400 MHz)  $\delta$  1.88 (s, 3H, CH<sub>3</sub>), 4.55 (s, 2H, OCH<sub>2</sub>COCH<sub>3</sub>), 5.02 (d,  $J = 1.2$  Hz, 1H, OCH<sub>2</sub>C=CH<sub>a</sub>H<sub>b</sub>), 5.19 (d,  $J = 1.2$  Hz, 1H, OCH<sub>2</sub>C=CH<sub>a</sub>H<sub>b</sub>), 6.75 (d,  $J = 7.6$  Hz, 1H, ArH), 7.31 (t,  $J = 8.0$  Hz, 1H, ArH), 7.39 (d,  $J = 8.4$  Hz, 1H, ArH), 7.43-7.47 (m, 2H, ArH), 7.74-7.81 (m, 1H, ArH), 8.30-8.33 (m, 1H, ArH); <sup>13</sup>C-NMR (CDCl<sub>3</sub>, 100 MHz)  $\delta$  19.6, 71.8, 105.0, 112.6, 120.3, 122.1, 125.2, 125.8, 125.8, 126.4, 127.5, 134.5, 140.9, 154.4; EI-MS (70eV)  $m/z$  (rel. intensity, %) 198 (M<sup>+</sup>, 100), 199 (18), 183(59), 165 (16), 157 (9), 156 (11), 155 (32), 153 (15), 129 (14), 128 (22); HRMS (EI,  $m/z$ ): Calcd. for C<sub>14</sub>H<sub>14</sub>O: 198.1045. Found: 198.1048.

**1-(2-Phenylallyloxy)naphthalene (4b).**<sup>8</sup> (6.32 g, 98%) was obtained as colorless liquid,  $R_f = 0.83$  (ethyl acetate: *n*-hexane = 1: 7), <sup>1</sup>H-NMR (CDCl<sub>3</sub>, 400 MHz)  $\delta$  4.91 (s, 2H, ArOCH<sub>2</sub>CC<sub>6</sub>H<sub>5</sub>), 5.50 (d,  $J = 0.8$  Hz, 1H, ArOCH<sub>2</sub>C=CH<sub>a</sub>H<sub>b</sub>), 5.58 (d,  $J = 0.8$  Hz, 1H, ArOCH<sub>2</sub>C=CH<sub>a</sub>H<sub>b</sub>), 6.75 (d,  $J = 8.0$  Hz, 1H, ArH), 7.20-7.45 (m, 9H, ArH, ArOCH<sub>2</sub>C- C<sub>6</sub>H<sub>5</sub>), 7.70-7.72 (m, 1H, ArH), 8.23-8.25 (m, 1H, ArH); <sup>13</sup>C-NMR (CDCl<sub>3</sub>, 100 MHz)  $\delta$  69.8, 105.1, 114.6, 120.5, 122.1, 125.2, 125.7, 126.0, 126.4, 127.4, 127.9, 128.4, 134.5, 138.3, 142.9, 154.2; EI-MS (70eV)  $m/z$  (rel. intensity, %) 260 (M<sup>+</sup>, 100), 261 (21), 259 (27), 246 (11), 245 (47), 217 (27), 215 (12), 129 (22), 128 (29), 77 (14); HRMS (EI,  $m/z$ ): Calcd. for C<sub>19</sub>H<sub>16</sub>O: 260.1201. Found: 260.1205.

**1-[2-(4-Methoxyphenyl)allyloxy]naphthalene (4c)** (6.79 g, 93%) was obtained as colorless liquid,  $R_f = 0.72$  (ethyl acetate: *n*-hexane = 1: 7), <sup>1</sup>H-NMR (CDCl<sub>3</sub>, 200 MHz)  $\delta$  3.71 (s, 3H, OCH<sub>3</sub>), 4.96 (s, 2H, ArOCH<sub>2</sub>), 5.45 (d,  $J = 1.2$  Hz, 1H, R<sub>1</sub>R<sub>2</sub>C=CH<sub>a</sub>H<sub>b</sub>), 5.96 (d,  $J = 1.2$  Hz, 1H, R<sub>1</sub>R<sub>2</sub>C=CH<sub>a</sub>H<sub>b</sub>), 6.78-6.86 (m, 3H, ArH), 7.28-7.46 (m, 6H, ArH), 7.73-7.77 (m, 1H, ArH), 8.21-8.26 (m, 1H, ArH), <sup>13</sup>C-NMR (CDCl<sub>3</sub>, 50 MHz)  $\delta$  55.1, 70.0, 105.1, 113.0, 113.7, 120.4, 122.1, 125.2, 125.7, 126.3, 127.1, 127.3, 130.7, 134.5, 142.2, 154.3, 159.4; EI-MS (70 eV)  $m/z$  (rel. intensity, %): 290 (M<sup>+</sup>, 100), 276 (12), 275 (6), 274 (15), 247 (5), 246 (7), HRMS (EI,  $m/z$ ): Calcd. for C<sub>20</sub>H<sub>18</sub>O<sub>2</sub>: 290.1307. Found: 290.1285.

### General procedure for the preparation of 2-(2-substituted allyl)-1-naphthol (5a-c)

Under the protection of dry nitrogen, 1-(2-substituted allyloxy)naphthalene (**4a-c**) (23.0 mmol) in decalin (30 mL) was heated to 185-190 °C for 2.5 h. The reaction mixture was distilled off the solvent by Kugehror apparatus at 4 mm Hg. The resulting residue was purified by silica gel column chromatography (ethyl acetate: *n*-hexane = 1: 10) to give pure **5a-c**, respectively.

**2-(2-Methylallyl)-1-naphthol (5a).**<sup>7</sup> (3.97 g, 87%) was obtained as colorless liquid,  $R_f = 0.58$  (ethyl acetate: *n*-hexane = 1: 7), <sup>1</sup>H-NMR (CDCl<sub>3</sub>, 400 MHz)  $\delta$  1.75 (s, 3H, CH<sub>3</sub>), 3.53 (s, 2H, ArCH<sub>2</sub>C=CH<sub>2</sub>), 4.98 (d,  $J = 1.2$  Hz, 1H, ArCH<sub>2</sub>C=CH<sub>a</sub>H<sub>b</sub>), 4.99 (d,  $J = 1.2$  Hz, 1H, ArCH<sub>2</sub>C=CH<sub>a</sub>H<sub>b</sub>), 5.77 (s, 1H, OH), 7.20 (d,  $J = 8.8$  Hz, 1H, ArH), 7.39 (d,  $J = 8.4$  Hz, 1H, ArH), 7.42-7.48 (m, 2H, ArH), 7.76-7.78 (m, 1H, ArH), 8.17-8.20 (m, 1H, ArH); <sup>13</sup>C-NMR (CDCl<sub>3</sub>, 100 MHz)  $\delta$  22.0, 40.7, 112.8, 117.6, 120.1, 121.5, 124.9, 125.2, 125.8, 127.4, 129.0, 133.8, 144.7,

150.1 ; EI-MS (70eV)  $m/z$  (rel. intensity,%) 198 ( $M^+$ , 100), 199 (16), 183 (77), 165 (26), 156 (16), 155 (50), 153 (25), 152 (13), 129 (23), 128 (44); HRMS (EI,  $m/z$ ): Calcd. for  $C_{14}H_{14}O$ : 198.1045. Found: 198.1043.

**2-(2-Phenylallyl)-1-naphthol (5b).** (5.38 g, 90%) was obtained as colorless crystals, mp 114-115 °C,  $R_f$  = 0.66 (ethyl acetate: *n*-hexane = 1: 7);  $^1H$ -NMR ( $CDCl_3$ , 400 MHz)  $\delta$  3.95 (s, 2H,  $ArCH_2C=CH_2$ ), 5.08 (s, 1H, ArOH), 5.53 (d,  $J$  = 0.8 Hz, 1H,  $ArCH_2C=CH_aH_b$ ), 5.57 (d,  $J$  = 0.8 Hz, 1H,  $ArCH_2C=CH_aH_b$ ), 7.23 (d,  $J$  = 8.0 Hz, 1H, ArH), 7.25-7.31 (m, 3H, ArH,  $ArCH_2CC_6H_5$ ), 7.37 (d,  $J$  = 8.4 Hz, 1H, ArH), 7.39-7.48 (m, 4H, ArH,  $ArCH_2CC_6H_5$ ), 7.73-7.75 (m, 1H, ArH), 8.13-8.16 (m, 1H, ArH) ;  $^{13}C$ -NMR ( $CDCl_3$ , 100 MHz)  $\delta$  37.0, 114.3, 117.9, 120.4, 121.3, 124.8, 125.2, 125.8, 126.0, 127.5, 127.9, 128.4, 128.8, 133.7, 140.1, 145.8, 149.5 ; EI-MS (70eV)  $m/z$  (rel. intensity,%) 260 ( $M^+$ ,100), 261 (21), 259 (28), 245 (51), 217 (34), 215 (17), 129 (34), 128 (54), 127 (19), 77 (20); HRMS (EI,  $m/z$ ): Calcd. for  $C_{19}H_{16}O$ : 260.1201, Found: 260.1204.

**2-[2-(4-Methoxyphenyl)allyl]-1-naphthol (5c).** (5.34 g, 80%) was obtained as colorless crystals, mp 123-124 °C,  $R_f$  = 0.53 (ethyl acetate: *n*-hexane = 1: 7),  $^1H$ -NMR ( $CDCl_3$ , 400 MHz)  $\delta$  3.75 (s, 3H, OCH<sub>3</sub>), 3.95 (s, 2H,  $ArCH_2C(Ar_1)=CH_2$ ), 5.06 (d,  $J$  = 0.8 Hz, 1H,  $ArCH_2C(Ar_1)=CH_aH_b$ ), 5.48 (d,  $J$  = 0.8 Hz, 1H,  $ArCH_2C(Ar_1)=CH_aH_b$ ), 5.65 (s, 1H, ArOH), 6.82 (dt,  $J$  = 9.6, 2.8 Hz, 2H, ArH), 7.22 (d,  $J$  = 8.0 Hz, 1H, ArH), 7.38 (d,  $J$  = 8.0 Hz, 1H, ArH), 7.39-7.46 (m, 4H, ArH), 7.74-7.76 (m, 1H, ArH), 8.14-8.16 (m, 1H, ArH),  $^{13}C$ -NMR ( $CDCl_3$ , 100 MHz)  $\delta$  37.3, 55.2, 112.7, 113.7, 117.9, 120.3, 121.4, 124.8, 125.2, 125.7, 127.2, 127.5, 128.9, 132.3, 133.7, 145.2, 149.7, 159.4; EI-MS (70 eV)  $m/z$  (rel. intensity, %): 290 ( $M^+$ ,100), 276 (11), 275 (52), 247 (23), 215 (10), 202 (10), 181(14), 128 (13); HRMS (EI,  $m/z$ ): Calcd. for  $C_{20}H_{18}O_2$ : 290.1307. Found: 290.1285.

### General procedure for the preparation of 1-allyloxy-2-[2-(substituted)allyl]naphthalene (6a-c)

Under the protection of dry nitrogen, to 2-[2-(substituted)allyl]-1-naphthol (20.0 mmol) (**5a-c**) dissolved in dry acetone (120 mL) was added  $K_2CO_3$  (3.87 g, 28.0 mmol) and allyl bromide (2.90 g, 24.0 mmol). The reaction mixture was heated at reflux for 4 h. After cooling to room temperature, the reaction mixture was filtered to remove the solid. The filtrate which was obtained was concentrated *in vacuo* to remove the solvent. The residue which was obtained was purified by column chromatography (ethyl acetate: *n*-hexane = 1: 10) to give pure **6a-c**, respectively.

**1-Allyloxy-2-(2-methylallyl)naphthalene (6a).** (3.40 g, 95%) was obtained as a colorless liquid,  $R_f$  = 0.90 (ethyl acetate: *n*-hexane = 1: 7),  $^1H$ -NMR ( $CDCl_3$ , 400 MHz)  $\delta$  1.74 (s, 3H, CH<sub>3</sub>), 3.53 (s, 2H,  $ArCH_2C=CH_2$ ), 4.47 (dt,  $J$  = 5.2, 1.6 Hz, 2H,  $ArOCH_2CHCH_2$ ), 4.68 (d,  $J$  = 1.2 Hz, 1H,  $ArCH_2C=CH_aH_b$ ), 4.84 (d,  $J$  = 1.2 Hz, 1H,  $ArCH_2C=CH_aH_b$ ), 5.29 (ddt,  $J$  = 10.4, 1.6, 1.6 Hz, 1H,  $ArOCH_2CH=CH_aH_b$ ), 5.50 (ddt,  $J$  = 17.2, 1.6, 1.6 Hz, 1H,  $ArOCH_2CH=CH_aH_b$ ), 6.18 (ddt,  $J$  = 17.2, 10.4, 5.2 Hz, 1H,  $ArOCH_2CH=CH_2$ ), 7.29 (d,  $J$  = 8.4 Hz, 1H, ArH), 7.39-7.48 (m, 2H, ArH), 7.54 (d,  $J$  = 8.4 Hz, 1H, ArH), 7.77-7.79 (m, 1H, ArH), 8.08-8.10 (m, 1H, ArH);  $^{13}C$ -NMR

(CDCl<sub>3</sub>, 100 MHz)  $\delta$  22.6, 37.9, 75.2, 112.0, 117.1, 122.1, 123.8, 125.5, 125.8, 127.9, 128.0, 128.3, 128.4, 133.9, 134.0, 144.9, 152.6; EI-MS (70eV)  $m/z$  (rel. intensity, %) 238 (M<sup>+</sup>, 100), 239 (21), 223(21), 195(32), 182(41), 181(60), 165(50), 153(38), 152(26), 141(23); HRMS (EI,  $m/z$ ): Calcd. for C<sub>17</sub>H<sub>18</sub>O: 238.1358. Found: 238.1356.

**1-Allyloxy-2-(2-phenylallyl)naphthalene (6b).** (5.42 g, 95%) was obtained as a colorless liquid,  $R_f = 0.86$  (ethyl acetate: *n*-hexane = 1: 7), <sup>1</sup>H-NMR (CDCl<sub>3</sub>, 400 MHz)  $\delta$  4.03 (s, 2H, ArCH<sub>2</sub>C=CH<sub>2</sub>), 4.50 (dt,  $J = 5.2, 1.6$  Hz, 2H, ArOCH<sub>2</sub>CH=CH<sub>2</sub>), 4.94 (d,  $J = 1.2$  Hz, 1H, ArCH<sub>2</sub>C=CH<sub>a</sub>H<sub>b</sub>), 5.27 (ddt,  $J = 10.4, 1.6, 1.6$  Hz, 1H, ArOCH<sub>2</sub>CH=CH<sub>a</sub>H<sub>b</sub>), 5.48 (ddt,  $J = 17.2, 1.6, 1.6$  Hz, 1H, ArOCH<sub>2</sub>CH=CH<sub>a</sub>H<sub>b</sub>), 5.49 (d,  $J = 1.2$  Hz, 1H, ArCH<sub>2</sub>C=CH<sub>a</sub>H<sub>b</sub>), 6.17 (ddt,  $J = 17.2, 10.4, 5.2$  Hz, 1H, ArOCH<sub>2</sub>CH=CH<sub>a</sub>H<sub>b</sub>), 7.16-7.28 (m, 3H, ArH, ArCH<sub>2</sub>CC<sub>6</sub>H<sub>5</sub>), 7.31 (d,  $J = 8.8$  Hz, 1H, ArH), 7.38-7.52 (m, 5H, ArH, ArCH<sub>2</sub>CC<sub>6</sub>H<sub>5</sub>), 7.74-7.77 (m, 1H, ArH), 8.09-8.11 (m, 1H, ArH); <sup>13</sup>C-NMR (CDCl<sub>3</sub>, 100 MHz)  $\delta$  35.1, 75.2, 114.4, 117.3, 122.2, 123.9, 125.6, 125.8, 126.0, 127.5, 127.8, 127.9, 128.2, 128.3, 128.4, 133.9, 133.9, 140.9, 147.0, 152.5; EI-MS (70eV)  $m/z$  (rel.intensity,%) 300 (M<sup>+</sup>, 100), 301 (24), 285 (15), 244 (16), 182 (13), 181 (26), 165 (22), 153 (17), 152 (19), 115(14); HRMS (EI,  $m/z$ ): Calcd. for C<sub>22</sub>H<sub>20</sub>O: 300.1514, Found: 300.1516.

**1-Allyloxy-2-[2-(4-methoxyphenyl)allyl]naphthalene (6c).** (5.87 g, 89%) was obtained as a colorless liquid,  $R_f = 0.75$  (ethyl acetate: *n*-hexane = 1: 7), <sup>1</sup>H-NMR (CDCl<sub>3</sub>, 400 MHz)  $\delta$  3.67 (s, 3H, CH<sub>3</sub>), 3.99 (s, 2H, CH<sub>2</sub>), 4.50 (dt,  $J = 5.2, 1.6$  Hz, 2H, ArOCH<sub>2</sub>CH=CH<sub>2</sub>), 4.88 (d,  $J = 1.2$  Hz, 1H, R<sub>1</sub>R<sub>2</sub>C=CH<sub>a</sub>H<sub>b</sub>), 5.25-5.29 (m, 1H, ArOCH<sub>2</sub>CH=CH<sub>a</sub>H<sub>b</sub>), 5.43 (d,  $J = 1.2$  Hz, 1H, R<sub>1</sub>R<sub>2</sub>C=CH<sub>a</sub>H<sub>b</sub>), 5.46-5.51 (m, 1H, ArOCH<sub>2</sub>CH=CH<sub>a</sub>H<sub>b</sub>), 6.12-6.22 (m, 1H, ArOCH<sub>2</sub>CH=CH<sub>2</sub>), 6.77 (dt,  $J = 6.8, 2.4$  Hz, 2H, ArH), 7.31 (d,  $J = 8.8$  Hz, 1H, ArH), 7.36-7.46 (m, 4H, ArH) 7.49 (d,  $J = 8.4$  Hz, 1H, ArH), 7.74 (d,  $J = 8.0$  Hz, 1H, ArH), 8.10 (d,  $J = 8.4$  Hz, 1H, ArH); <sup>13</sup>C-NMR (CDCl<sub>3</sub>, 100 MHz)  $\delta$  35.1, 55.0, 75.1, 112.7, 113.5, 117.3, 122.1, 123.9, 125.5, 125.8, 127.0, 127.8, 127.9, 128.2, 128.3, 133.1, 133.8, 133.9, 146.0, 152.4 159.0; EI-MS (70 eV)  $m/z$  (rel. intensity, %): 330 (M<sup>+</sup>,100), 329 (6), 316 (8), 315 (31), 289 (14), 287 (5), 274 (16), 181(8); HRMS (EI,  $m/z$ ): Calcd. for C<sub>23</sub>H<sub>22</sub>O<sub>2</sub>: 330.1620. Found: 330.1632.

### General procedure for the preparation of 4-substituted-2,5-dihydro-1-naphthoxepine (7a-c)

1-Allyloxy-2-[2-(substituted)allyl]naphthalene (**6a-c**) (2.0 mmol) dissolved in dichloro- methane (200 mL) was stirred and Grubbs' catalyst (II) (0.085 g, 5% mol) added under the protection of dry nitrogen. The reaction mixture was continually stirred at room temperature (**7a**) for 10 min., (**7b**) and (**7c**) for 24 h until the consumption of starting material as monitored by TLC. After filtration, the filtrate was concentrated in *vacuo* to remove the solvent. The resulting residue was purified by column chromatography (ethyl acetate: *n*-hexane = 1: 50) to give pure **7a-c**, respectively.

**4-Methyl-2,5-dihydro-1-naphthoxepine (7a).** (0.40 g, 95%) was obtained as a colorless liquid,  $R_f = 0.90$  (ethyl acetate: *n*-hexane = 1: 7); <sup>1</sup>H-NMR (CDCl<sub>3</sub>, 400 MHz)  $\delta$  1.85 (d,  $J = 1.6$  Hz, 3H, ArOCH<sub>2</sub>CH=CRCH<sub>3</sub>), 3.55 (s, 2H, ArOCH<sub>2</sub>CH=C(CH<sub>3</sub>)CH<sub>2</sub>), 4.63 (each 1 H, dd,  $J = 3.6, 3.6$  Hz, 2H, ArOCH<sub>a</sub>H<sub>b</sub>CH=CR), 5.30 (tq,  $J = 3.6, 1.6$  Hz, 1H, ArOCH<sub>2</sub>CH=CR), 7.15 (d,  $J = 8.4$



Hz, 1H, ArH), 7.37-7.47 (m, 3H, ArH), 7.76 (dd,  $J = 8.4, 1.2$  Hz, 1H, ArH), 8.17 (dd,  $J = 7.6, 0.8$  Hz, 1H, ArH);  $^{13}\text{C-NMR}$  ( $\text{CDCl}_3$ , 100 MHz)  $\delta$  26.1, 37.4, 69.4, 121.3, 121.5, 122.8, 125.5, 125.7, 127.5, 127.6, 127.7, 128.7, 133.7, 134.5, 153.3; EI-MS (70 eV)  $m/z$  (rel. intensity, %): 210 ( $\text{M}^+$ , 62), 209 (30), 196 (15), 195 (100), 194 (14), 165 (15), 128 (11); HRMS (EI,  $m/z$ ): Calcd. for  $\text{C}_{15}\text{H}_{14}\text{O}$ : 210.1045. Found: 210.1049.

**4-Phenyl-2,5-dihydro-1-naphthoxepine (7b).** (0.33 g, 60%) was obtained as colorless crystals,  $R_f = 0.85$  (ethyl acetate: *n*-hexane = 1: 7); mp 95-96 °C,  $^1\text{H-NMR}$  ( $\text{CDCl}_3$ , 400 MHz)  $\delta$  4.13 (s, 2H,  $\text{ArOCH}_2\text{CH}=\text{CRCH}_2$ ), 4.93 (each 1 H, dd,  $J = 3.6, 3.6$  Hz, 2H,  $\text{ArOCH}_a\text{H}_b\text{CH}=\text{CR}$ ), 5.79 (t,  $J = 3.6$  Hz, 1H,  $\text{ArOCH}_2\text{CHCR}$ ), 7.27 (d,  $J = 10.8$  Hz, 1H, ArH), 7.26-7.32 (m, 1H,  $\text{ArOCH}_2\text{CH}=\text{CRArH}$ ), 7.35-7.47 (m, 4H,  $\text{ArOCH}_2\text{CH}=\text{CRArH}$ ), 7.48-7.56 (m, 3H, ArH), 7.84 (d,  $J = 8.0$  Hz, 1H, ArH), 8.24 (dd,  $J = 8.4, 0.8$  Hz, 1H, ArH);  $^{13}\text{C-NMR}$  ( $\text{CDCl}_3$ , 100 MHz)  $\delta$  35.9, 69.6, 121.5, 123.1, 124.9, 125.7, 125.9, 126.0, 127.1, 127.5, 127.6, 127.7, 128.4, 129.2, 133.9, 138.6, 143.9, 153.2; EI-MS (70 eV)  $m/z$  (rel. intensity, %): 272 ( $\text{M}^+$ , 55), 271 (49), 258 (21), 57 (100), 253 (15), 228 (17), 195 (26); HRMS (EI,  $m/z$ ): Calcd. for  $\text{C}_{20}\text{H}_{16}\text{O}$ : 272.1201. Found: 272.1209.

**4-(4-Methoxyphenyl)-2,5-dihydro-1-naphthoxepine (7c).** (0.36 g, 60%) was obtained as a colorless liquid,  $R_f = 0.72$  (ethyl acetate: *n*-hexane = 1: 7),  $^1\text{H-NMR}$  ( $\text{CDCl}_3$ , 400 MHz)  $\delta$  3.79 (s, 3H,  $\text{ArOCH}_3$ ), 4.06 (s, 2H,  $\text{ArOCH}_2\text{CH}=\text{CRCH}_2$ ), 4.88 (each 1 H, dd,  $J = 3.6, 3.6$  Hz, 2H,  $\text{ArOCH}_a\text{H}_b\text{CH}=\text{CR}$ ), 5.71 (t,  $J = 3.6$  Hz, 1H,  $\text{ArOCH}_2\text{CH}=\text{CR}$ ), 6.87 (dd,  $J = 6.8, 2.0$  Hz, 2H, ArH), 7.25 (d,  $J = 8.4$  Hz, 1H, ArH), 7.33 (dd,  $J = 6.8, 2.0$  Hz, 2H, ArH), 7.41-7.51 (m, 3H, ArH), 7.79 (d,  $J = 8.0$  Hz, 1H, ArH), 8.21 (dd,  $J = 8.4, 0.8$  Hz, 1H, ArH);  $^{13}\text{C-NMR}$  ( $\text{CDCl}_3$ , 100 MHz)  $\delta$  36.0, 55.3, 69.4, 113.7, 121.5, 122.9, 123.3, 125.6, 125.8, 127.1, 127.5, 127.6, 127.7, 128.7, 133.8, 136.3, 138.4, 153.1, 158.8; EI-MS (70 eV)  $m/z$  (rel. intensity, %): 302 ( $\text{M}^+$ , 38), 301 (14), 288 (22), 287 (100), 272 (8), 244 (12); HRMS (EI,  $m/z$ ): Calcd. for  $\text{C}_{21}\text{H}_{18}\text{O}_2$ : 302.1307. Found: 302.1300.

### General procedure for the preparation of 1-allyloxynaphthalenes (9a-b)

Under the protection of nitrogen, to a solution of 1-naphthol (**1**) (7.21 g, 50.0 mmol) dissolved in dry acetone (150 mL) was added  $\text{K}_2\text{CO}_3$  (9.67 g, 70.0 mmol) followed by crotyl chloride (**8a**) or cinnamyl chloride (**8b**) (60.0 mmol), respectively. The reaction mixture was heated at reflux for 3-4 h, monitored by TLC. After cooling to room temperature, the reaction mixture was filtered to remove the solid. The filtrate which was obtained was concentrated *in vacuo* to remove the solvent. The resulting residue was purified by column chromatography (ethyl acetate: *n*-hexane = 1: 10) to provide pure **9a-b**, respectively.

**1-(2E-Butenyloxy)naphthalene (9a).**<sup>9</sup> (9.14 g, 92%) was obtained as a colorless liquid,  $R_f = 0.75$  (ethyl acetate: *n*-hexane = 1: 7),  $^1\text{H-NMR}$  ( $\text{CDCl}_3$ , 400 MHz)  $\delta$  1.72 (dd,  $J = 3.6, 1.2$  Hz, 3H,  $\text{ArOCH}_2\text{CH}=\text{CHCH}_3$ ), 4.52 (dd,  $J = 5.6, 1.2$  Hz, 2H,  $\text{ArOCH}_2\text{CH}=\text{CHCH}_3$ ), 5.73-5.89 (m, 2H,  $\text{ArOCH}_2\text{CH}=\text{CHCH}_3$ ), 6.70 (d,  $J = 7.2$  Hz, 1H, ArH), 7.27-7.49 (m, 4H, ArH), 7.73 (dt,  $J = 9.6, 2.8$  Hz, 1H, ArH), 8.28-8.32 (m, 1H, ArH);  $^{13}\text{C-NMR}$  ( $\text{CDCl}_3$ , 100 MHz)  $\delta$  17.8, 68.7, 104.9, 120.1, 122.1, 125.0, 125.8, 126.1, 126.3, 126.3, 127.3, 129.8, 134.5, 154.4; EI-MS (70

eV)  $m/z$  (rel. intensity, %): 198 ( $M^+$ ,100), 183 (95), 157 (58), 145 (50), 144 (94), 116 (52), 115 (52); HRMS (EI,  $m/z$ ): Calcd. for  $C_{14}H_{14}O$ : 198.1045. Found: 198.1046.

**1-(3*E*-Phenylallyloxy)naphthalene (9b).**<sup>10</sup> (11.64 g, 90%) was obtained as a colorless liquid,  $R_f$  = 0.71 (ethyl acetate: *n*-hexane = 1: 7), <sup>1</sup>H-NMR ( $CDCl_3$ , 400 MHz)  $\delta$  4.89 (dd,  $J$  = 5.6, 1.6 Hz, 2H,  $ArOCH_2CH=CHC_6H_5$ ), 6.54 (dt,  $J$  = 16.0, 5.6 Hz, 1H,  $ArOCH_2CH=CHC_6H_5$ ), 6.81-6.87 (m, 1H,  $ArOCH_2CH=CHC_6H_5$ ), 6.89 (d,  $J$  = 7.2 Hz, 1H, ArH), 7.25-7.52 (m, 9H, ArH), 7.79-7.82 (m, 1H, ArH), 8.33-8.36 (m, 1H, ArH); <sup>13</sup>C-NMR ( $CDCl_3$ , 100 MHz)  $\delta$  68.9, 105.2, 120.4, 122.1, 124.6, 125.2, 125.8, 126.4, 126.6, 127.5, 127.9, 128.6, 132.8, 134.6, 136.5, 154.4; EI-MS (70 eV)  $m/z$  (rel. intensity, %): 260( $M^+$ ,100), 259(50), 245(54), 217(29), 215(24), 181(22), 153(17), 128(18); HRMS (EI,  $m/z$ ): Calcd. for  $C_{19}H_{16}O$ : 260.1201, Found: 260.1200.

### General procedure for the preparation of 2-allyl-1-naphthols (10a-b)

Under the protection of dry nitrogen, 1-allyloxynaphthalenes (**9a-b**) (23.0 mmol) in decalin (30 mL) was heated to 185-190°C for 2.5 hr for **10a**, and 0.75 hr for **10b**, respectively. The reaction mixture which was obtained was distilled off the solvent by Kuehner apparatus at 4 mmHg. The resulting residue was purified by silica gel column chromatography (ethyl acetate: *n*-hexane = 1: 10) to give pure **10a-b**, respectively.

**2-(1-Methylallyl)-1-naphthol (10a).**<sup>9</sup> (6.34 g, 80%) was obtained as a colorless liquid,  $R_f$  = 0.39 (ethyl acetate: *n*-hexane = 1: 7), <sup>1</sup>H-NMR ( $CDCl_3$ , 400 MHz)  $\delta$  1.43 (d,  $J$  = 6.8 Hz, 3H,  $ArCH(CH_3)CH=CH_2$ ), 3.68-3.75 (m, 1H,  $ArCH(CH_3)CH=CH_2$ ), 5.21-5.27 (m, 2H,  $ArCH(CH_3)CH=CH_2$ ), 5.77 (s, 1H, ArOH), 6.12 (ddd,  $J$  = 17.2, 10.4, 5.6 Hz, 1H,  $ArCH(CH_3)CH=CH_2$ ), 7.22 (d,  $J$  = 8.4 Hz, 1H, ArH), 7.38-7.44 (m, 3H, ArH), 7.72-7.75 (m, 1H, ArH), 8.15-8.17 (m, 1H, ArH); <sup>13</sup>C-NMR ( $CDCl_3$ , 100 MHz)  $\delta$  18.5, 38.5, 114.9, 120.4, 121.4, 122.8, 125.0, 125.2, 125.7, 126.1, 127.4, 133.4, 142.1, 148.9; EI-MS (70 eV)  $m/z$  (rel. intensity, %): 198 ( $M^+$ ,100), 184 (73), 183 (100), 165 (28), 155 (47), 154 (17), 153 (30), 151 (21); HRMS (EI,  $m/z$ ): Calcd. for  $C_{14}H_{14}O$ : 198.1045. Found: 198.1047.

**2-(1-Phenylallyl)-1-naphthol (10b).**<sup>9</sup> (8.11 g, 78%) was obtained as a colorless liquid,  $R_f$  = 0.67 (ethyl acetate: *n*-hexane = 1: 7), <sup>1</sup>H-NMR ( $CDCl_3$ , 400 MHz)  $\delta$  5.09 (br d,  $J$  = 6.8 Hz, 1H,  $ArCH(C_6H_5)CH=CH_2$ ), 5.13 (ddd,  $J$  = 16.8, 1.6, 1.6 Hz, 1H,  $ArCH(C_6H_5)CH=CH_2$ ), 5.40 (ddd,  $J$  = 10.4, 1.6, 1.6 Hz, 1H,  $ArCH(C_6H_5)CH=CH_2$ ), 5.53 (s, 1H, ArOH), 6.46 (ddd,  $J$  = 16.8, 10.0, 6.4 Hz, 1H,  $ArCH(C_6H_5)CH=CH_2$ ), 7.21 (d,  $J$  = 8.4 Hz, 1H, ArH), 7.26-7.39 (m, 5H,  $ArCH(C_6H_5)CH=CH_2$ ), 7.43-7.51 (m, 3H, ArH), 7.80-7.82 (m, 1H, ArH), 8.16-8.19 (m, 1H, ArH); <sup>13</sup>C-NMR ( $CDCl_3$ , 100 MHz)  $\delta$  50.1, 117.6, 120.4, 121.5, 121.8, 125.1, 125.3, 126.0, 127.1, 127.4, 127.5, 128.6, 128.9, 133.7, 139.1, 141.0, 149.0; EI-MS (70 eV)  $m/z$  (rel. intensity, %): 260 ( $M^+$ ,100), 259 (44), 245 (56), 231(23), 217 (37), 215 (25), 202 (25), 181 (20); HRMS (EI,  $m/z$ ): Calcd. for  $C_{19}H_{16}O$ : 260.1201. Found: 260.1203.

**4-(3-Phenylallyl)-1-naphthol (10c).** (1.25 g, 12%) was obtained as a yellowish brown liquid,  $R_f$  = 0.33 (ethyl acetate: *n*-hexane = 1: 7), <sup>1</sup>H-NMR ( $CDCl_3$ , 400 MHz)  $\delta$  3.91 (d,  $J$  = 5.2 Hz, 2H,  $ArCH_2CH=CH$ ), 5.25 (s, 1H, ArOH), 6.43 (d,  $J$  = 16.0 Hz, 1H,  $ArCH_2CH=CH$ ), 6.49 (dt,  $J$  = 16.0, 5.2 Hz, 1H,  $ArCH_2CH=CH$ ), 6.77 (d,  $J$  = 7.6 Hz, 1H, ArH), 7.15-7.37 (m, 6H,

ArCH<sub>2</sub>CH=CHC<sub>6</sub>H<sub>5</sub>, ArH), 7.48-7.55 (m, 2H, ArH), 8.01-8.04 (m, 1H, ArH), 8.22-8.25 (m, 1H, ArH); <sup>13</sup>C-NMR (CDCl<sub>3</sub>, 100 MHz) δ 36.0, 108.2, 122.2, 124.1, 124.8, 125.0, 126.1, 126.2, 126.5, 127.0, 128.5, 128.7, 129.3, 131.0, 133.0, 137.5, 150.4; EI-MS (70 eV) *m/z* (rel. intensity, %): 260 (M<sup>+</sup>, 100), 182 (24), 181 (32), 170 (27), 169 (66), 141 (24), 128 (24), 115 (35). HRMS (EI, *m/z*): Calcd. for C<sub>19</sub>H<sub>16</sub>O: 260.1201. Found: 260.1200.

### General procedure for the preparation of 2-Allyl-1-allyloxy-naphthalenes (11a-b)

Under the protection of nitrogen, to a solution of 2-allyl-1-naphthol (**10a-b**) (5.52 g, 30.0 mmol) dissolved in dry acetone (120 mL) was added K<sub>2</sub>CO<sub>3</sub> (5.80 g, 42.0 mmol) followed by adding allyl bromide (4.35 g, 36.0 mmol). The reaction mixture was heated to reflux for 3-4 h and monitored by TLC. After cooling to room temperature, the reaction mixture was filtered to remove the solid. The filtrate which was obtained was concentrated *in vacuo* to remove the solvent. The resulting residue was purified by column chromatography (ethyl acetate: *n*-hexane = 1: 10) to provide pure **11a-b**, respectively.

**1-Allyloxy-2-(1-methylallyl)naphthalene (11a).**<sup>9</sup> (6.18 g, 92%) was obtained as a colorless liquid, *R<sub>f</sub>* = 0.76, (ethyl acetate: *n*-hexane = 1: 7), <sup>1</sup>H-NMR (CDCl<sub>3</sub>, 400 MHz) δ 1.48 (d, *J* = 4.8 Hz, 3H, ArCH(CH<sub>3</sub>)CH=CH<sub>2</sub>), 4.27-4.30 (m, 1H, ArCH(CH<sub>3</sub>)CH=CH<sub>2</sub>), 4.59 (ddd, *J* = 5.6, 2.8, 1.2 Hz, 2H, ArOCH<sub>2</sub>CH=CH<sub>2</sub>), 5.13-5.19 (m, 2H, ArCH(CH<sub>3</sub>)CH=CH<sub>2</sub>), 5.41 (ddt, *J* = 10.4, 1.2, 1.2 Hz, 1H, ArOCH<sub>2</sub>CH=CH<sub>a</sub>H<sub>b</sub>) 5.61 (ddt, *J* = 17.2, 1.2, 1.2 Hz, 1H, ArOCH<sub>2</sub>CH=CH<sub>a</sub>H<sub>b</sub>), 6.13-6.21 (m, 1H, ArOCH<sub>2</sub>CH=CH<sub>2</sub>), 6.25-6.34 (m, 1H, ArCH(CH<sub>3</sub>)CH=CH<sub>2</sub>), 7.41 (dd, *J* = 8.8, 2.0 Hz, 1H, ArH), 7.48-7.58 (m, 2H, ArH), 7.68 (d, *J* = 8.8 Hz, 1H, ArH), 7.87 (dt, *J* = 8.4, 0.8 Hz, 1H, ArH), 8.18 (dt, *J* = 8.4, 0.8 Hz, 1H, ArH); <sup>13</sup>C-NMR (CDCl<sub>3</sub>, 100 MHz) δ 20.5, 35.3, 75.6, 113.4, 117.3, 122.2, 124.3, 125.6, 125.6, 125.9, 127.9, 128.2, 133.6, 133.7, 133.9, 143.0, 151.3; EI-MS (70 eV) *m/z* (rel. intensity, %): 238 (M<sup>+</sup>, 100), 223 (22), 196 (16), 194 (12), 182 (18), 181 (31), 179 (15), 165 (11); HRMS (EI, *m/z*): Calcd. for C<sub>17</sub>H<sub>18</sub>O: 238.1358, Found: 238.1356.

**1-Allyloxy-2-(1-phenylallyl)naphthalene (11b).** (8.19 g, 91%), was obtained as a colorless liquid, *R<sub>f</sub>* = 0.73 (ethyl acetate: *n*-hexane = 1: 7), <sup>1</sup>H-NMR (CDCl<sub>3</sub>, 400 MHz) δ 4.44-4.59 (m, 2H, ArOCH<sub>2</sub>CH=CH<sub>2</sub>), 5.08-5.16 (m, 1H, ArCH(C<sub>6</sub>H<sub>5</sub>)CH=CH<sub>2</sub>), 5.34-5.41 (m, 2H, ArCH(C<sub>6</sub>H<sub>5</sub>)CH=CH<sub>2</sub>), 5.57 (ddt, *J* = 10.4, 1.6, 1.6 Hz, 1H, ArOCH<sub>2</sub>CH=CH<sub>a</sub>H<sub>b</sub>), 5.60 (ddt, *J* = 16.0, 1.6, 1.6 Hz, 1H, ArOCH<sub>2</sub>CH=CH<sub>a</sub>H<sub>b</sub>), 6.21-6.32 (m, 1H, ArOCH<sub>2</sub>CH=CH<sub>2</sub>), 6.41-6.50 (m, 1H, ArCH(C<sub>6</sub>H<sub>5</sub>)CH=CH<sub>2</sub>), 7.25-7.29 (m, 1H, ArH), 7.35-7.38 (m, 5H, ArCH(C<sub>6</sub>H<sub>5</sub>)CH=CH<sub>2</sub>), 7.50-7.59 (m, 2H, ArH), 7.66 (d, *J* = 8.8 Hz, 1H, ArH), 7.88 (d, *J* = 8.0 Hz, 1H, ArH), 8.20 (d, *J* = 8.0 Hz, 1H, ArH), <sup>13</sup>C-NMR (CDCl<sub>3</sub>, 100 MHz) δ 47.1, 75.4, 116.8, 117.2, 122.3, 124.2, 125.8, 125.9, 126.2, 127.2, 127.9, 128.3, 128.5, 131.5, 133.8, 133.8, 140.5, 143.2, 152.1; EI-MS (70 eV) *m/z* (rel. intensity, %): 300 (M<sup>+</sup>, 100), 298 (25), 259 (63), 209 (59), 207 (20), 182 (20), 181 (51), 165 (24); HRMS (ESI, *m/z*): Calcd. for C<sub>22</sub>H<sub>20</sub>ONa: 323.1412, Found: 323.1415.

**General procedure for the preparation of 5-substituted 2,5-dihydro-1-naphthoxepines (12a-b)**

Under the protection of dry nitrogen, 2-allyl-1-allyloxy-naphthalenes (**11a-c**) (2.0 mmol) dissolved in dichloromethane (200 mL) was stirred and added Grubbs' catalyst (II) (0.085 g, 5% mol. The reaction mixture was continually stirred at room temperature for 24 h until the consumption of starting material which was monitored by TLC. After filtration, the filtrate was concentrated in *vacuo* to remove the solvent. The resulting residue was purified by column chromatography (ethyl acetate: *n*-hexane = 1: 50) to give pure **12a-c**, respectively.

**5-Methyl-2,5-dihydro-1-naphthoxepine (12a).** (0.38 g, 60%) was obtained as a colorless liquid,  $R_f = 0.74$  (ethyl acetate: *n*-hexane = 1: 7),  $^1\text{H-NMR}$  ( $\text{CDCl}_3$ , 400 MHz)  $\delta$  1.52 (d,  $J = 7.2$  Hz, 3H,  $\text{ArCH}(\text{CH}_3)\text{CH}=\text{CH}$ ), 3.68-3.72 (m, 1H,  $\text{ArCH}(\text{CH}_3)\text{CH}=\text{CH}$ ), 4.54-4.76 (m, 2H,  $\text{ArOCH}_2\text{CH}=\text{CH}$ ), 5.48-5.52 (m, 1H,  $\text{ArOCH}_2\text{CH}=\text{CH}$ ), 5.84-5.90 (m, 1H,  $\text{OCH}=\text{CHCH}(\text{CH}_3)\text{Ar}$ ), 7.24 (d,  $J = 8.4$  Hz, 1H, ArH), 7.41-7.50 (m, 2H, ArH), 7.53 (d,  $J = 8.0$  Hz, 1H, ArH), 7.80 (d,  $J = 8.0$  Hz, 1H, ArH), 8.20 (dd,  $J = 8.4, 0.8$  Hz, 1H, ArH);  $^{13}\text{C-NMR}$  ( $\text{CDCl}_3$ , 100 MHz)  $\delta$  21.6, 38.1, 69.7, 121.5, 123.6, 125.6, 125.9, 126.2, 126.3, 127.6, 128.1, 132.2, 133.7, 135.6, 152.7; EI-MS (70 eV)  $m/z$  (rel. intensity, %): 210( $\text{M}^+$ , 100), 197(13), 196(46), 195.7(59), 195(33), 165(17); HRMS (EI,  $m/z$ ): Calcd. for  $\text{C}_{15}\text{H}_{14}\text{O}$ : 210.1045. Found: 210.1048.

**5-Phenyl-2,5-dihydro-1-naphthoxepine (12b).** (0.45 g, 55%) was obtained as a colorless liquid,  $R_f = 0.68$  (ethyl acetate: *n*-hexane = 1: 7),  $^1\text{H-NMR}$  ( $\text{CDCl}_3$ , 400 MHz)  $\delta$  4.62-4.69 (m, 1H,  $\text{CH}=\text{CHCH}(\text{C}_6\text{H}_5)\text{Ar}$ ), 4.86-4.92 (m, 2H,  $\text{ArOCH}_2\text{CH}=\text{CHCH}$ ), 5.77-5.82 (m, 1H,  $\text{ArOCH}_2\text{CH}=\text{CHCH}$ ), 6.10-6.16 (m, 1H,  $\text{CH}=\text{CHCH}(\text{C}_6\text{H}_5)\text{Ar}$ ), 7.18-7.32 (m, 5H,  $\text{CH}=\text{CHCH}(\text{C}_6\text{H}_5)\text{Ar}$ ), 7.43-7.52 (m, 3H, ArH), 7.54 (d,  $J = 8.8$  Hz, 1H, ArH), 7.80 (dd,  $J = 8.8, 1.2$  Hz, 1H, ArH), 8.22 (dd,  $J = 8.8, 0.8$  Hz, 1H, ArH);  $^{13}\text{C-NMR}$  ( $\text{CDCl}_3$ , 100 MHz)  $\delta$  50.1, 69.7, 121.8, 123.7, 125.9, 126.0, 126.4, 127.5, 127.6, 127.9, 128.1, 128.2, 128.5, 129.4, 133.5, 133.9, 143.0, 152.7; EI-MS (70 eV)  $m/z$  (rel. intensity, %): 272 ( $\text{M}^+$ , 100), 271 (61), 257 (96), 228 (29), 215 (23), 195 (58), 181 (48), 165 (33); HRMS (ESI,  $m/z$ ): Calcd. for  $\text{C}_{20}\text{H}_{16}\text{ONa}$ : 295.1099, Found: 295.1101.

**Acknowledgements**

Financial support (Grant no., NSC-96-2113-M-037-006) from NSC, Taiwan is grateful.

**References**

1. (a) Huang, K. S.; Wang, E. C. *Tetrahedron Lett.* **2001**, *42*, 6155. (b) Huang, K. S.; Wang, E. C.; Chen, H. M. *J. Chin. Chem. Soc.* **2004**, *51*, 585. (c) Huang, K. S.; Wang, E. C.; Chen, H. M. *J. Chin. Chem. Soc.* **2004**, *51*, 807. (d) Huang, K. S.; Wang, E. C. *J. Chin. Chem. Soc.*

- 2004**, *51*, 383. (e) Chen, P. Y.; Chen, H. M.; Chen, L. Y.; Tzeng, J. C.; Chi, P. C.; Li, S. R.; Wang, E. C. *Tetrahedron* **2007**, *63*, 2824. (f) Wang, E. C.; Hsu, M. K.; Lin, Y. L.; Huang, K. S. *Heterocycles* **2002**, *57*, 1997. (g) Wang, E. C.; Wang, C. C.; Hsu, M. K.; Huang, K. S. *Heterocycles* **2002**, *57*, 2021. (h) Tsai, T. W.; Wang, E. C.; Huang, K. S.; Li, S. R.; Wang, Y. F.; Lin, Y. L.; Chen, Y. H. *Heterocycles* **2004**, *63*, 1771. (i) Tsai, T. W.; Wang, E. C.; Li, S. R.; Chen, Y. H.; Lin, Y. L.; Wang, Y. F.; Huang, K. S. *J. Chin. Chem. Soc.* **2004**, *51*, 1307. (j) Huang, K. S.; Li, S. R.; Wang, Y. F.; Lin, Y. L.; Chen, Y. H.; Tsai, T. W.; Yang, C. H.; Wang, E. C. *J. Chin. Chem. Soc.* **2005**, *52*, 159. (k) Wang, E. C.; Lin, Y. L.; Chen, H. M.; Li, S. R.; Tsai, J. C.; Kabuto, C.; Takeuchi, Y. *Heterocycles* **2006**, *68*, 125. (l) Li, S. R.; Chen, L. Y.; Tsai, J. C.; Tzeng, J. Y.; Tsai, I. L.; Wang, E. C. *Tetrahedron Lett.* **2007**, *48*, 2139. (m) Li, S. R.; Chen, H. M.; Chen, L. Y.; Tsai, J. C.; Chen, P. Y.; Hsu, S. C. N.; Wang, E. C. *ARKIVOC* **2008**, 172.
- Kotha, S.; Mandal, K.; Tiwari, A.; Mobin, S. M. *Chem. Euro. J.* **2006**, *12*, 8024.
  - (a) Buu-Hoi, N. P.; Saint-Ruf, G.; Perche, J. C. *J. Chem. Soc.* **1970**, 1327. (b) Jonas, J.; Forrest, T. P. *J. Org. Chem.* **1970**, *35*, 836. (c) Cagniant, P.; Charaux, C. *Bull. Soc. Chim. Fr.* **1966**, 3249. (d) Cagniant, D.; Charaux, C.; Cagniant, P. *Bull. Soc. Chim. Fr.* **1966**, 3644. (e) Chattopadhyay, S. K.; Ghosh, D.; Neogi, K. *Synth. Commun.* **2007**, *37*, 1535.
  - Dowell, A. M., Jr.; McCullough, H. S.; Calaway, P. K. *J. Am. Chem. Soc.* **1948**, *70*, 226.
  - Malmusi, L.; Franchini, S.; Mucci, A.; Schenetti, L.; Gulini, U.; Marucci, G.; Brasili, L. *Bioorg. Med. Chem.* **1998**, *6*, 825.
  - Donnelly, J. A.; Macken, P. J.; O'Brien, S. *Israel J. Chem.* **1981**, *21*, 185.
  - Kongkathip, N.; Kongkathip, B.; Siripong, P.; Sangma, C.; Luangkamin, S.; Niyomdecha, M.; Pattanapa, S.; Piyaviriyagul, S.; Kongsaree, P. *Bioorg. Med. Chem.* **2003**, *11*, 3179.
  - Barluenga, J.; Fananas, F. J.; Sanz, R.; Marcos, C.; Ignacio, J. M. *Chem. Commun.* **2005**, 933.
  - Ollevier, T.; Mwene-Mbeja, T. M. *Tetrahedron Lett.* **2006**, *47*, 4051, and literatures cited therein.
  - Xu, C.; Lu, S.; Huang, X. *Synth. Commun.* **1993**, *23*, 2527.